

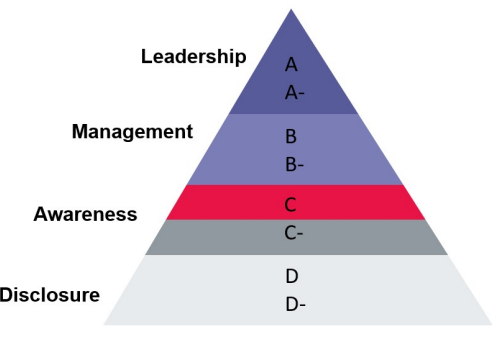
CDP SNAPSHOT REPORT - CITIES 2020

City of Manchester

Region Europe
Country United Kingdom of Great Britain and Northern Ireland
Final score C

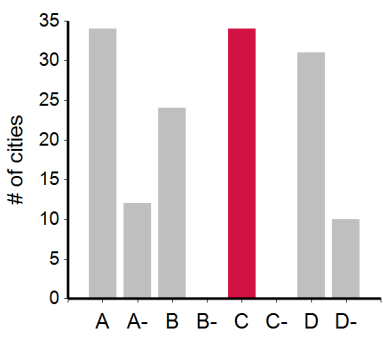
This snapshot report presents the score that City of Manchester received for its response to CDP's 2020 questionnaire. CDP uses the scoring methodology to incentivize cities to measure and manage environmental impacts. This report can be used as a tool for gaining an overview of environmental performance and how the city's response can be improved in the future. Responses are scored using the [2020 CDP Cities Scoring Methodology](#). Scores are private to cities, although CDP will recognize and reward the highest scoring cities.

YOUR CDP FINAL SCORE



Click here for a detailed explanation of your score, along with recommendations and resources for cities who receive an Awareness band score

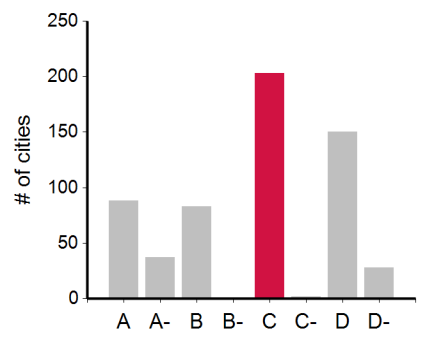
REGIONAL DISTRIBUTION



The bar chart above shows the count of scores achieved by cities in Europe.

The score for City of Manchester is shown in red.

GLOBAL DISTRIBUTION



The bar chart above shows the count of scores achieved by cities globally.

The score for City of Manchester is shown in red.

INFORMATION REPORTED



Your city is committed to the Global Covenant of Mayors for Climate & Energy



Your city is committed to reduce its emissions to 0.06 metric tonnes CO2e by 2038

This chart indicates what information was provided by your city in the CDP 2020 questionnaire. A "✓" symbolizes that your city has reported the information stated on the left-hand side while a "X" symbolizes that your city has not reported the information. The colored bars highlight the % of cities globally and within your region who have reported the information stated on the left-hand side in their CDP response.




THEMATIC SCORES

CDP has broken down your response into two main themes: *Adaptation* and *Mitigation* to assess your city's climate action. Note, cities that do not receive an overall score in Leadership (A or A-) will not qualify for an A in their Adaptation or Mitigation score. To see which sections of the questionnaire are assessed in either the Adaptation or Mitigation score, please review the [Scoring methodology](#).

Adaptation: Cities preparing for and adjusting proactively to actual or expected impacts of climate change

YOUR ADAPTATION SCORE




City of Manchester's Adaptation score is the same as the Europe regional average of C, and the same as the global average of C.

An Awareness level city is assessing their climate impacts and is taking steps to undertake an adaptation plan and set adaptation goals

Mitigation: Cities measuring and reducing emissions to enable a move towards net zero

YOUR MITIGATION SCORE



City of Manchester's Mitigation score is the same as the Europe regional average of C, and the same as the global average of C.

An Awareness level city is assessing their climate impacts and is taking steps to undertake a city-wide GHG emissions inventory, action plan and emission reduction targets

RESOURCES

Explore Data: Explore all public information by accessing our [Open Data Portal](#)

Connecting to Finance: Showcase relevant projects through our [Matchmaker program](#)

Understanding the Questionnaire: Read more on the topics highlighted here in the [Cities Guidance](#)

Understanding the Scoring Methodology: Read more about the scoring process and [scoring criteria](#)

Understanding how to improve on your score: Read more on what is expected from each scoring band in the [Next Steps document](#)

Learn and Progress: Request a score feedback call, email: cities@cdp.net